

**SPECIFICATION**

Channel Framed Mirror shall have frame fabricated of alloy 18-8 stainless steel, grade 304, 20 gauge with mitred corners. Mirror glazing shall be warranted for 15 years against silver spoilage. All edges of mirror shall be protected by friction and chafe absorbing fillers. Back of mirror shall be protected by full size shock-absorbing water-resistant filler and full size one piece 20 gauge corrosion protected steel. Top and bottom wall mounting brackets shall be spot welded into "H" hanger and supplied with all required mounting hardware. Mirror shall be secured to lower bracket with a locking screw.

**MATERIALS**

Frame: alloy 18-8 stainless steel, grade 304, 20 gauge. Unitized all roll-formed one piece construction. Exposed surfaces have satin finish. Edges and corners are burr free. All glazed mirrors are warranted against silver spoilage for 15 years. Filler: Expanded polyethylene microcell foam sheet material, abrasion resistant and shock absorbing, water resistant, 3mm total layer thickness.

**INSTALLATION**

Install "H" wall brackets level and plumb per diagram location using ONLY No. 10 pan head screws (supplied by others). Hang mirror on brackets and tighten locking screw at bottom (note: this screw should be started prior to hanging mirror on wall brackets). For mounting height standards refer to current Building Code of Australia for able bodied and/or disabled use.

**OPTIONAL REFLECTIVE SURFACES**

Suffix Description:

- B Tempered glass 6mm polished tempered glass.
- C Stainless steel mirrors grade 304 stainless steel polished to No. 8 mirror finish.
- D Lexan Dura-Mir™ fabricated of 6mm polycarbonate sheet.
- E Plexiglas® 6mm acrylic plastic, lightweight and shatter resistant.
- L Laminated glass 6mm thick.

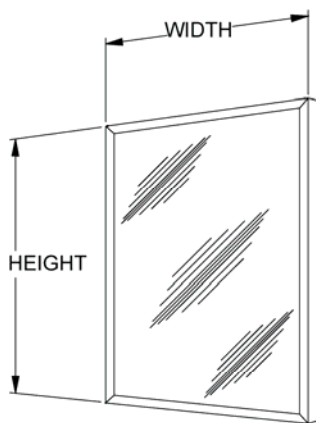
All standard supplied JD MacDonald mirrors have a super "V" Vinyl backing as an alternative to laminate or tempered glass.

**Channel Framed Mirror** shall be Model No. 0620V as supplied by JD MacDonald.

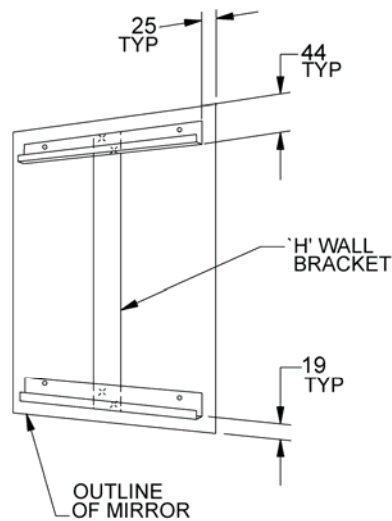
# Channel Framed Mirror Model No. 0620V

Width & Height	0600	0600T	0605	0620	0625	8026
410 x 510mm	X		X	X		X
410 x 610mm	X	X	X	X	X	X
410 x 760mm	X	X		X		
460 x 610mm	X	X	X	X	X	X
460 x 760mm	X	X	X	X	X	X
460 x 910mm	X	X	X	X	X	
610 x 610mm				X		
610 x 760mm	X	X	X	X	X	X
610 x 910mm	X	X	X	X	X	X
760 x 910mm	X			X		
910 x 910mm	X		X	X		

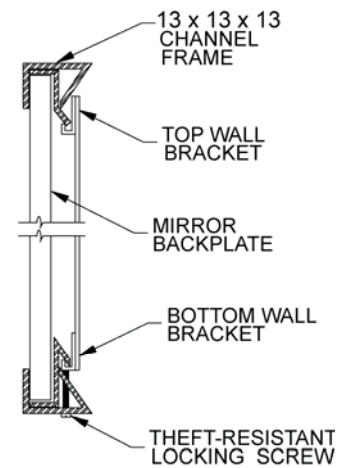
**Note:** Overall sizes include 15mm edge satin stainless steel frame  
Some sizes may require longer lead times for supply



**FRONT**



**BRACKET**



**VERTICAL SECTION**